

Measure R is a historic voter-approved 30-year half-cent sales tax that will:

- Create jobs designing, building, and operating new transportation infrastructure
- Bolster the local, state, and national economies
- Increase the sustainability of Los Angeles

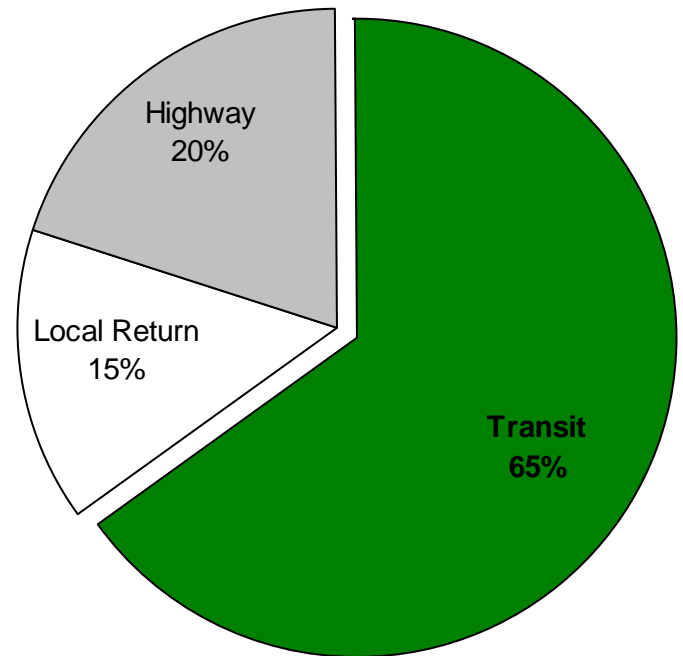
At least 65% of funding will be used to improve Los Angeles' transit system.

The largest category of funding (35%) will be used to build and expand Los Angeles' rail and busway transit system.

Federal revenue also will increase as a result of project construction.

Measure R - Allocation of Funds

Category	Percent	\$ Billions
Transit		
Transit Construction	35%	13.2
Bus Operations	20%	7.6
Rail Operations	5%	1.9
Commuter Rail	3%	1.1
Rail System, Yards & Cars	2%	0.8
Subtotal	65%	24.6
Highway	20%	7.6
Local Return	15%	5.7
Total	100%	37.8



Measure R - Transit Expansion Environmental Benefits

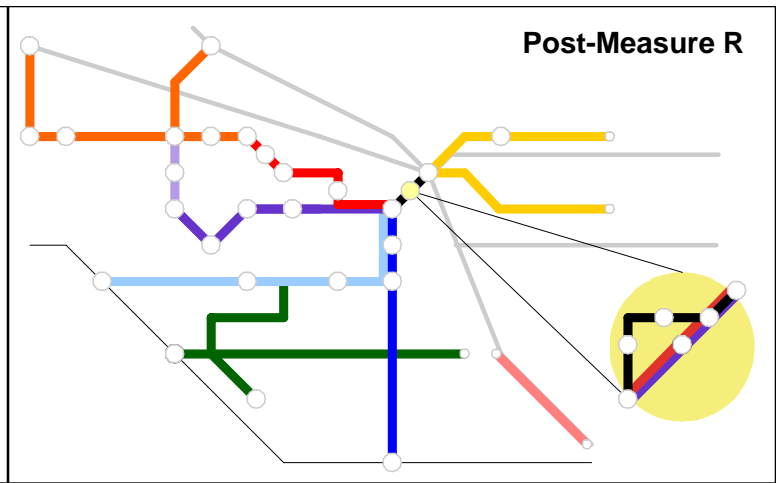
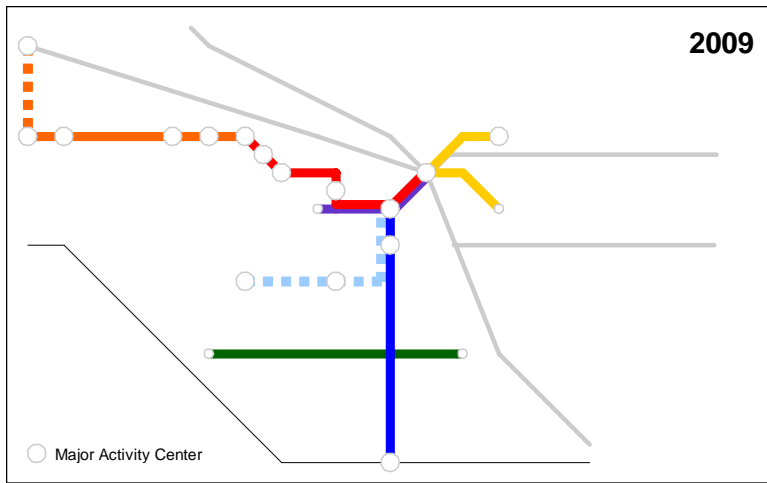
Annual Benefits

- 568,458 pounds fewer mobile source emissions
- 10.3 million fewer gallons of gasoline used
- 77 million more transit boardings
- 208 million fewer vehicle miles traveled

Measure R - Transit Construction Job Creation

UPDATED

Metric	So. California
Investment	
Direct Spending	\$9.8 b
Total Output	\$22.5 b
Employment	
Earnings	\$7.3 b
Jobs	166,000
Annual average (baseline)	5,533
Annual average (accelerated)	16,600
Federal Revenue	
Federal Income Tax	\$1.0 b
Social Security	\$0.9 b
Medicare	\$0.2 b
Total	\$2.2 b



Existing Rail & Busway Lines

Line	Mode	Opened	Miles
Blue Line	LRT	1990	22.0
Red Line - Segment 1	HRT	1993	4.4
Green Line	LRT	1995	20.0
Red Line - Segment 2A	HRT	1996	2.1
Red Line - Segment 2B	HRT	1999	4.6
Red Line - Segment 3	HRT	2000	6.3
Gold Line - Pasadena	LRT	2003	13.7
Orange Line	BRT	2005	14.0
Gold Line - Eastside	LRT	2009	5.9
Expo Line	LRT	2010-2011	9.6
TOTAL			102.6

Future Measure R Rail & Busway Lines

Line	Mode	Baseline	Miles
Orange Line Canoga	BRT	2013	4.0
Expo Line - Phase II	LRT	2015	6.6
Gold Line - Foothill (Azusa)	LRT	2017	11.3
Crenshaw	LRT	2018	8.5
SFV North-South	BRT	2018	7.5
Regional Connector	LRT	2019	1.7
Wilshire Subway	HRT	2019-2036	8.4
West Santa Ana Branch	TBD	2027	8.0
Green Line - LAX	LRT	2028	1.0
Eastside - Phase II	LRT	2035	9.3
Green Line - South Bay	LRT	2035	2.7
SFV I-405 Corridor	TBD	2039	8.5
TOTAL			77.5

LRT: Light Rail Transit HRT: Heavy Rail Transit BRT: Bus Rapid Transit



The Orange Line (bus rapid transit) opened in October 2005 and a 4-mile extension is under construction.



Los Angeles' heavy rail subway system has the most passenger trips per hour in the U.S. (2008 National Transit Database).



The Eastside extension of the Gold Line (light rail transit) opened in November 2009 with an amazing safety record with no lost time due to injuries during construction.